

PRO Series Specification

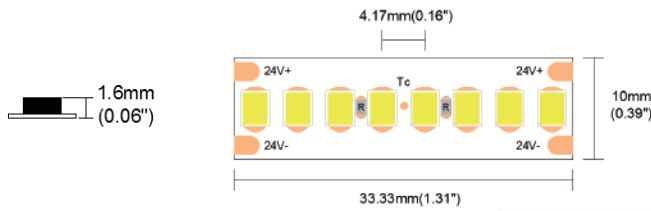
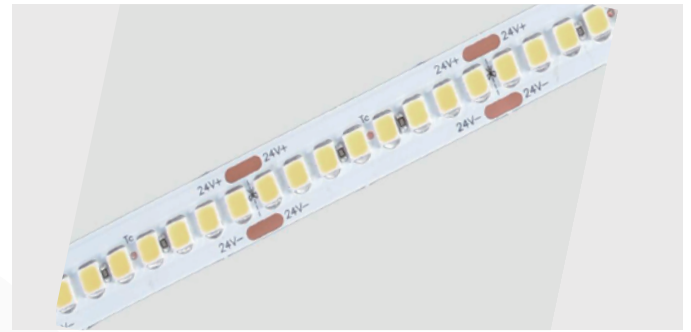
D8240

24V-10mm-20W




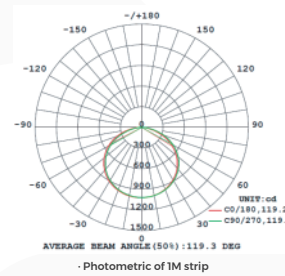
【General description】

- Luminance efficiency up to 150LM/W
- Self-encapsulated design offers eight optional 2300-6000K white lights
- With life span over 60000H
- Ta: -25~40°C; Tc: 75°C (max)



【Dimension】

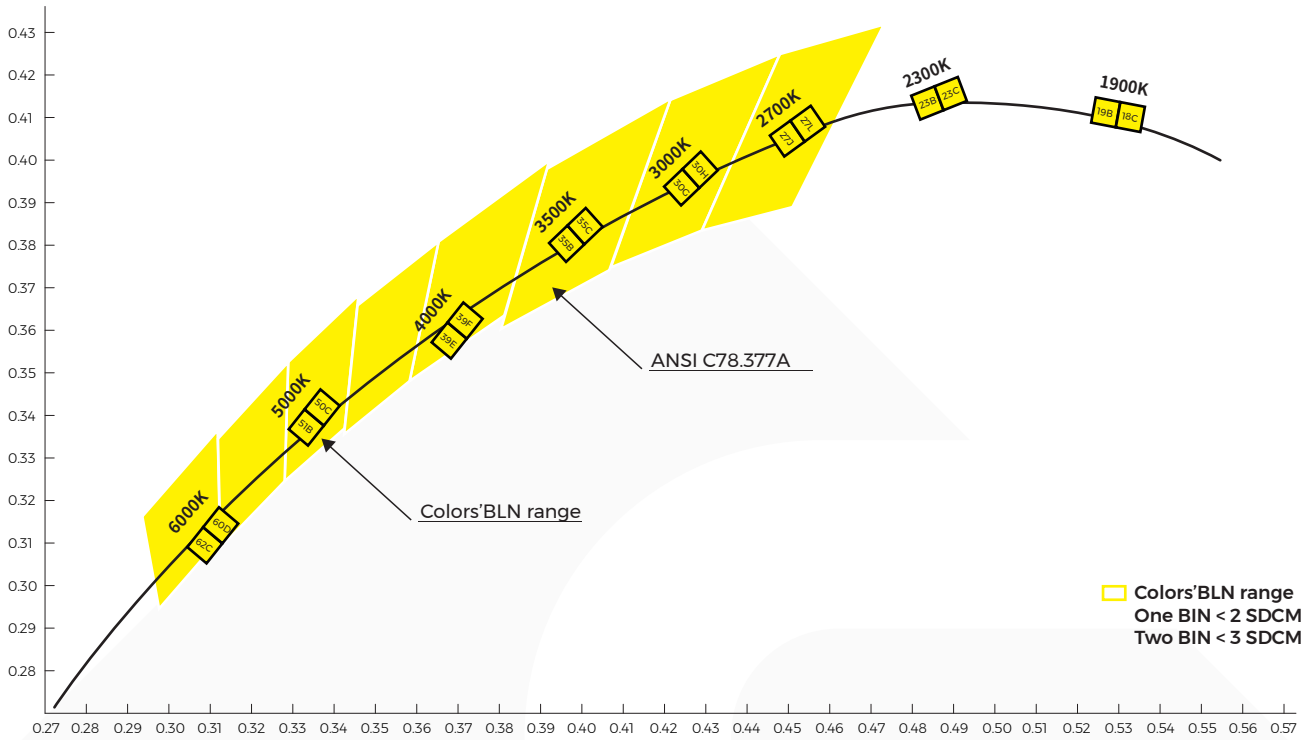
- | | |
|-------------------------------------|------------------------------------|
| Input voltage: DC24V | Max.length: 5000mm(16.4') |
| CRI: >80/90 | Cutting unit: 8leds/33.33mm(1.31") |
| Max.power: 20W(1m) | LED pitch: 4.17mm(0.16") |
| Power range: 16~20W(1m) | Min. bend diameter: Φ60mm(2.36") |
| Rated current: 0.83A(1m) /3.5A(5m) | Mounting: 3M tape |
| Typical Power: 17.3W(1m) /72.6W(5m) | Copper foil: 3oz |
| tape IP: IP20/IP65 | |
| On-off times: 10000 (test times) | |
| Warranty: 5years | |



【Photo-electric Parameters】

CRI	Color	CCT	Lumen(lm/m)	Lumen(lm/ft)	lm/W	ErP 2019
Ra>80	LW	2300K	2190	667	127	F
Ra>80	SW	2700K	2370	722	137	F
Ra>80	WW	3000K	2490	759	144	E
Ra>80	PW	3500K	2520	890	146	E
Ra>80	NW	4000K	2590	768	150	E
Ra>80	DW	5000K	2590	768	150	E
Ra>80	W	6000K	2490	759	144	E
Ra>90	LW	2300K	1810	551	105	G
Ra>90	SW	2700K	1950	594	113	F
Ra>90	WW	3000K	2050	625	119	F
Ra>90	PW	3500K	2090	637	121	F
Ra>90	NW	4000K	2140	652	124	F
Ra>90	DW	5000K	2140	652	124	F
Ra>90	W	6000K	2050	625	119	F
Ra> 0	B	465-470nm	400	120	20	/

- 1.The tolerance of output data can be vary up to 15%.
- 2.the output data tested according to IES TM-30-15.
- 3.the output data is based on IP20/lmerter, data of 5m in only for reference.
- 4.IP protection process leads changes to size, CCT and luminous flux.

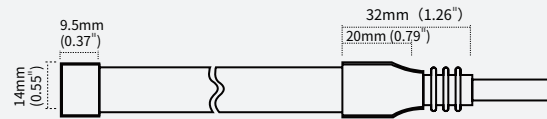


[IP process information]

ET

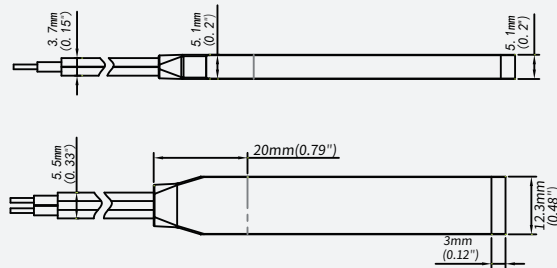
IP65

Gluing
End Cap






IP67





Molded
End Cap



【Electronic & output data】

IP Process	Picture	Picture description	Size	optional CCT/color for finished product	lumen output rate
NO		No proof	10mm*1.6mm	1900K/2300K/2700K/3000K/3500K/ 4000K/5000K/6000K/G/B	100%
NA		Nano-proof	10mm*1.7mm	1900K/2300K/2700K/3000K/3500K/ 4000K/5000K/6000K/G/B	98%
ET		Extrusion tube	12mm*4.8mm	1900K/2300K/2700K/3000K/3500K/ 4000K/5000K/6000K/G/B	88%

【Accessories Information】

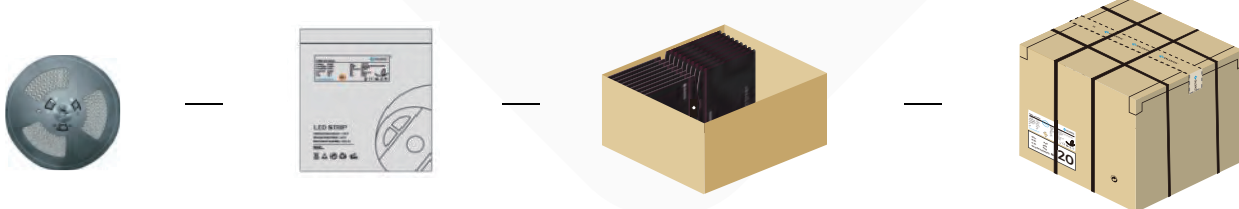
Name	Picture	Code	description
Connector for wire and FPC		94-03-00-0037	10mm width, 2PIN connector of wire and FPC, suitable for white color strip, NO/NA, 2PIN wire 18-22AWG
Connector for FPC and FPC		94-42-621020004	10mm width, 2PIN connector of FPC and FPC, suitable for white color strip, NO/NA
Slim connector		81-01-000000-000065	Suitable for 10mm board width, IP20, 2PIN board-to-board solderless terminal
Slim connector		81-01-000000-000067	Suitable for 10mm board width, IP20, 2PIN wire-to-board solderless terminal

【Packing】

Colors brand package



General customized package




IP Process	Product size(mm)	Product quantity (m/reel)	Product quantity (m/case)	Product net weight(kg)	Net weight per box(kg)	Gross weight(kg)	Package size (cm)
NO	5000*10*1.6	5	250	0.14	7	8.05	41*41*26
NA	5000*10*1.7	5	250	0.143	7.15	8.22	41*41*26
ET	5000*12*4.8	5	200	0.49	19.6	22.54	41*41*26

Remark: data with 10% tolerance

· **Engineering packaging of ET(IP67)**

(free-soldering end caps with 40 cover per box could be ordered separately if needed)



· **Engineering packaging of NO(IP20)/NA(IP65).**



IP Process	Product size(mm)	Product quantity (m/reel)	Product quantity (m/case)	Product net weight(kg)	Net weight per box(kg)	Gross weight(kg)	Package size (cm)
NO	50000*10*1.6	50	500	1.4	14	16.1	41*41*26
NA	50000*10*1.7	50	500	1.43	14.3	16.45	41*41*26
ET	50000*12*4.8	50	100	4.99	9.98	11.48	25.5*25.5*26

Remark: data with 10% tolerance

【Precautions】

- Please drive the led strip with 24VDC isolated power, and the ripple of the constant voltage source should be less than 5%.
- Please do not bend the strip into an arc with a diameter less than 60mm to ensure the longevity and reliability.
- Do not fold it in case any damage of LED beads.
- Do not pull the power wire hard to ensure the longevity. Any Crash may damage the LED light is prohibited.
- Please make sure the wire is connected to the anode and cathode correctly. The power output should be consistent with the voltage of the strip to avoid damage.
- LED lights should be stored in dry, sealed environment. Please only unpack it before usage. Ambient temperature: -25°C ~40°C. Storage temperature: 0°C ~60°C. Please use the strips without waterproof within indoor environment with humidity less than 70%.
- Please be careful during operation. Do not touch the AC power supply in case of electric shock.
- Please leave at least 20% power for the power supply during using to ensure there is enough power supply to drive the product.
- Do not use any acid or alkaline adhesives to fix the product (e.g.: glass cement).
- Do not scratch the product when IP process of the product is NA. Ultraviolet rays will damage the nano-layers on the product and seriously affect the life of the product.